

PBV

Two-Piece Trunnion Supported Ball Valves

6800 Series

Flanged, Trunnion Supported
Ball Valves available in
pressures up to 1480 psi.
Available In Full Port, Class
150, 300, and 600

*Fire-safe Design For
Petroleum, Chemicals
and Gas Applications.*




Their Options Are Our Standards

The Professional Choice for Dependable, Long Lasting Service

The PBV® Series 6800 Flanged, Two-Piece Trunnion Supported Ball Valves

Standard Features

- WCB/WCC Bodies and Adapters
- 316 Stainless Steel Standard on Internal Trim (Ball, Seat and Stems) 2"-150 thru 6"-600
- LCC, CF8M or Exotic Material Available
- Metal Seat Available
- O-ring Stem Seal Design backed by Fire Safe Seal
- Valves Built to API 6D
- Valves meet ASME B16.34, B16.10, B16.5 and BS 5351
- ISO 5211 Compatible Mounting Pads
- Fire tested to API 607 or 6FA
- Locking Devices Standard for Lever or Gear Operated Valves
- All Materials Meet NACE MR0175



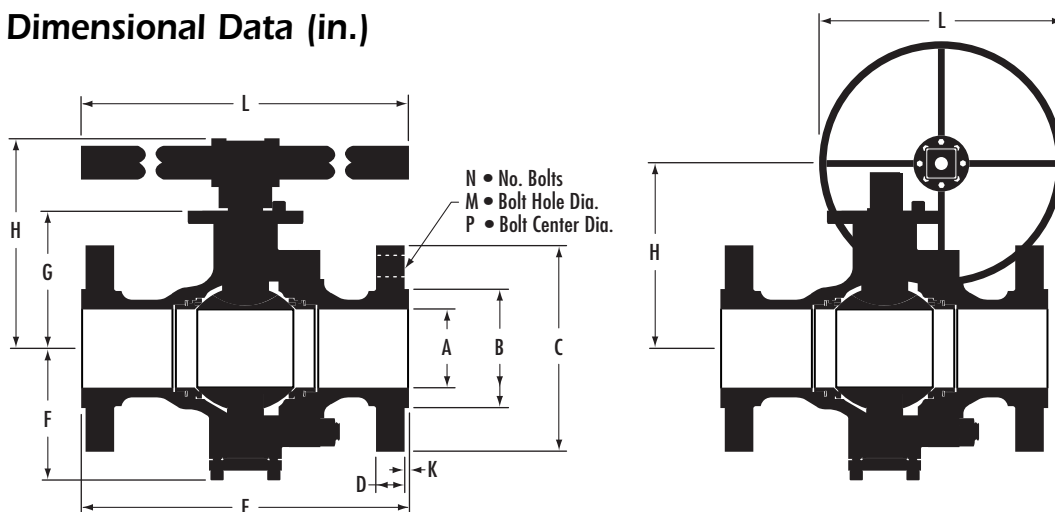
Series 6800

PBV valves are manufactured, assembled and tested to ISO 9002, PED/CE and API Quality Assurance requirements.



Quality control is monitored continuously throughout the manufacturing process by PBV certified technicians at our Stafford, Texas PBV Manufacturing Facility.

Dimensional Data (in.)



6800, Full Port

Valve Sz (In)	Class	A	B	C	D	E	F	G	H	K	N	M	P	L
2	150	2.06	3.62	6.00	0.62	7.00	4.30	3.94	6.53	0.06	4	0.75	4.75	16.62
	300	2.06	3.62	6.50	0.88	8.50	4.30	3.94	6.53	0.06	8	0.75	5.00	16.62
	600	2.06	3.62	6.50	1.25	11.50	4.30	4.13	7.43	0.25	8	0.75	5.00	19.70
3	150	3.13	5.00	7.50	0.75	8.00	5.80	4.88	8.80	0.06	4	0.75	6.00	30.00
	300	3.13	5.00	8.25	1.12	11.12	5.80	4.88	8.19	0.06	8	0.88	6.62	30.00
	600	3.13	5.00	8.25	1.50	14.00	5.80	5.38	9.28	0.25	8	0.88	6.62	30.00
4	150	4.06	6.19	9.00	0.94	9.00	6.86	6.10	10.01	0.06	8	0.75	7.50	30.00
	300	4.06	6.19	10.00	1.25	12.00	6.86	7.06	10.97	0.06	8	0.88	7.88	30.00
	600	4.06	6.19	10.75	1.75	17.00	6.86	7.06	10.97	0.25	8	1.00	8.50	30.00
6	150	6.00	8.50	11.00	1.00	15.50	8.27	8.75	10.91	0.06	8	0.88	9.50	18.11
	300	6.00	8.50	12.50	1.44	15.87	8.27	8.75	10.91	0.06	12	0.88	10.62	18.11
	600	6.00	8.50	14.00	2.13	22.00	8.27	8.75	10.91	0.25	12	1.12	11.50	18.11
8	150	8.00	10.62	13.50	1.12	18.00	10.62	10.94	13.06	0.06	8	0.88	11.75	24.02
	300	8.00	10.62	15.00	1.62	19.75	10.62	10.94	13.06	0.06	12	1.00	13.00	24.02
	600	8.00	10.62	16.50	2.44	26.00	10.62	10.94	13.06	0.25	12	1.25	13.75	24.02
10	150	10.00	12.75	16.00	1.19	21.00	12.17	12.50	36.00	0.06	12	1.00	14.25	24.02
	300	10.00	12.75	17.50	1.88	22.38	12.17	12.50	14.63	0.06	16	1.12	15.25	24.02
12	150	12.00	15.00	19.00	1.25	24.00	13.74	14.13	16.25	0.06	12	1.00	17.00	24.02
	300	12.00	15.00	20.50	2.00	25.50	13.74	14.13	16.25	0.06	16	1.25	17.75	24.02

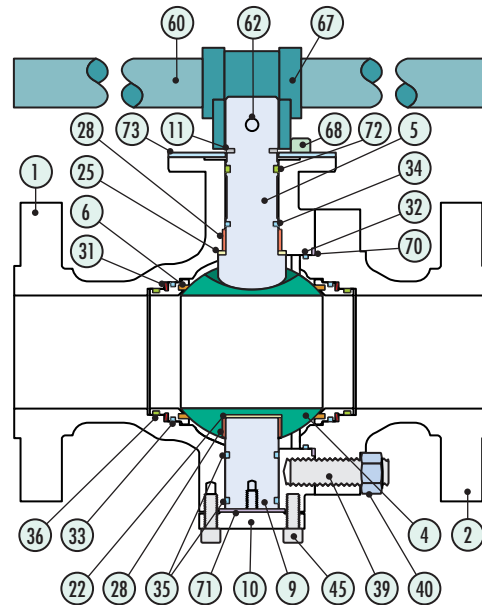
Parts & Materials ■ Typical 4" Steel Valve

Item No.	Qty.	Description	Material/Carbon Steel
1	1	Body	A216-WCB/WCC
2	1	Adapter Cap	A216-WCB/WCC
4	1	Ball	A351-CF8M
5**	1	Stem	A276-316
6*	2	Seat Assembly	Nylon/316
9	1	Trunnion	A276-316
10	1	Trunnion Plate	A352-LCC
11**	1	Snap Ring	Stainless Steel
22**	1	Bearing	TFMC
25*	1	Stem Thrust Bearing	TFMC
28*	2	Bearing Washer	Steel/PTFE
31**	2	Spring	Inconel X-750
32*	1	O-ring, Body	Viton® A
33*	2	O-ring, Seat	Viton® A
34*	1	O-ring, Stem	Viton® A
35*	2	O-ring, Trunnion	Viton® A
36*	—	Packing	Graphite
39	See Dim.	Stud	A193-B7M
40	See Dim.	Nut	A194-2HM
45	4	Cap Screw, Trunnion	A574
60	1	Handle	Carbon Steel
62	1	Handle Screw	F912
67	1	Handle Adapter	Ductile Iron
68	1	Cap Screw, Stop	A574
70*	1	Gasket, Body	Graphite
71*	1	Gasket, Trunnion	Graphite
72*	—	Packing, Stem	Graphite
73**	1	Stop Plate	Carbon Steel

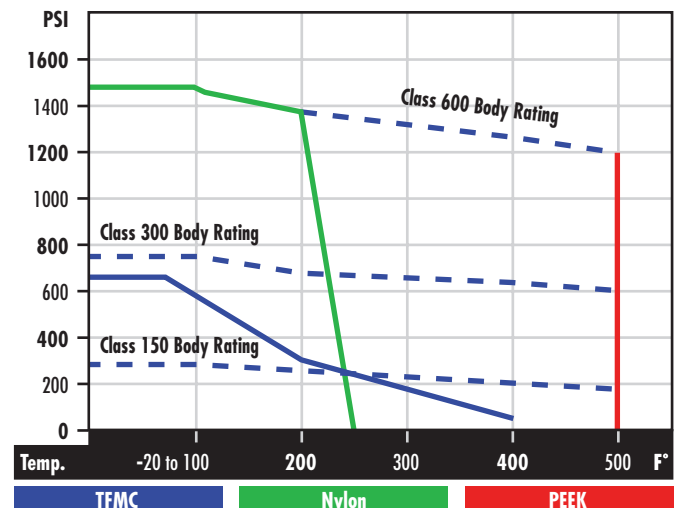
*Recommended spare parts after two years service.

**Recommended spare parts after five years service.

NOTE: We reserve the right to change materials and specifications.



Pressure Temperature



Product Range, Series 6800, Full Port, Flanged Ends

Shell Material	Class	Design Feature	End Connect.	Size (In)						
				2	3	4	6	8	10	12
WCB	150	End Entry	RF	X	X	X	X	X	X	X
LCC &	300	End Entry	RF	X	X	X	X	X	X	X
Special	600	End Entry	RF	X	X	X	X	X	X	X

Specifying Series 6800 Valve Figure Numbers

Example: 6" C-6830-71-2236-NV-NG ■ This number represents a 6" ANSI Class 300, Full Port, Two Piece Trunnion Ball Valve, Fire Tested with Emergency Grease Seals, with Raised Face, WCB Body Material, 316SS Trim, Nylon Seats, Viton® A Seals, for NACE MR0175 Service and Gear Operated.

C - **6** **8** **30** - **7** **1** - **22** **36** - **N** **V** - **N** **G** -

Material Code	Port Config.	Valve Type	Pressure Class	Fire Tested	End Connect.	Body Material	Trim Material	Seat Material	Seal Material	NACE Option	Operator	Modifier Code
C	6	8	10	3	1	22	00	C	B	N	A	
Carbon Steel	Full	Two Piece Trunnion Type	150 Class 30 300 Class 60 600 Class	Fire Tested w/No Emergency Grease Seals 7 Fire Tested w/Emergency Grease Seals	RF 2 Non-Standard 3 RTJ	WCB/WCC 28 LCC 36 316SS	Same as Body 36 316SS	Carbon Filled TFM N Nylon P Peek Z Special	Buna-N R Buna-N* V Viton® A W Viton® B** Y Viton® GF Z Special	NACE S Standard	Actuator B Bare Stem G Gear Operator L Lever L	

*For Low Temperature Service. **For Explosive Decompression Service.

Other body, trim, seat and seal materials are available upon request.

Lever mounting pads are designed to dimensions in ISO 5211.

Warranty

The warranty described below applies only to new or unused goods, or goods reconditioned by ZY-TECH GLOBAL INDUSTRIES (Seller). The Seller specifically disclaims any warranty for used goods or goods sold "as is". For a period of one (1) year after date of purchase of any of the goods described herein, Seller warrants such goods shall remain free from failure due to defects in workmanship and materials incorporated therein by or for Seller provided such failure shall not have been caused or contributed to, by improper usage, service or application, improper installation or maintenance, repairs, alterations, or modifications effected by or for the user, misuse, negligence or accident.

In the event of failure for which Seller has assumed warranty obligations hereunder, and provided written notification of such failure shall be immediately given to Seller, it agrees to repair, or at its option, to replace the goods sold at its sold expense.

Apart from the warranty and undertaking above set forth, Seller assumes no obligation or liability for losses, expense or damages, direct or consequential, suffered or incurred as a result of any failure of, or defect in, the goods described herein, including but not limited to, such costs, expenses or damages as may result from the necessity to remove, replace, restore or transport the goods from any location or service in which they may be used, regardless of the cause of such failure or defect.

There are not other warranties, express or implied, of any kind given with respect to the goods, their merchantability, fitness for any particular purpose or usage, or otherwise, nor is any person authorized to extend on behalf of Seller any form of warranty other than that above set forth.

The goods described herein are not sold or distributed by Seller for personal, family or household purposes, nor are they normally suited for use as such.



Contact your local PBV® representative for more information about other PBV® Brand flow control products, or learn more about other fine PBV® products by visiting www.zy-tech.com.

Your Local Representative



ZY-TECH GLOBAL INDUSTRIES

10600 Corporate Drive, Stafford, Texas 77477

(281) 565-1010 • (800) 231-3530 • Fax (281) 565-3171

Sales@zy-tech.com

zy-tech.com

Get Connected